


JOY-IT

Bread Power



Index

1. Technical specification
2. Installation
3. Usage
4. Security informations

Dear customer,

thank you for purchasing our product.
Please find our instructions below.

1. Technical specification


Model	Bread Power
Article number	SBC-POW-BB
Maximum current	700mA
Input 1	Hohlstecker 5.5 / 2.1mm, DC IN 6-12V
Input 2	USB 5V
Input 3	Micro USB 5V
Output	3.3V, 5V, Masse, USB (s.o)
Measurements (BxHxT)	Ca. 70x15x30mm
Box contents	PCB
EAN	4250236814728

The Bread Power—extension-board can extend your breadboard with a power supply by simply attaching it.


Attached to a breadboard, it can include a power supply between 6V and 12B, or an USB-connection. While using another power-supply, the USB-Port can also be used as output. The output-voltage to the breadboard can be set to 0V, 3,3V and 5V.

2. Installation

Connect the Bread Power—extension board, as seen below, to your breadboard. The extension board is ready to use.



3. Usage



4. Security informations

Please note our security informations:

The set is for usage in dry rooms only.

It must not get wet or moist.

This is no toy and small parts can be swallowed and lead to death.

We can not ensure a perfect function by using third-party supplies.

This especially counts for foreign power-adapters.

The device can be damaged by higher voltage and could cause fire or lead to damage by an electric shock.