


1. To complete the assembly, we need pan & tilt, two servos and screws.




2. Cut two notches on the socket to make the servo's blades fit it.




3. Attach the first servo on the socket.



4. Install the two flanks on the servo.




5. Fix the second servo onto the camera plate.



6. Combine the two parts.



7. Fix the side servo blade to make it connect to the second servo. (The servo blade needs to be cut a little bit).



8. Assembly done.

